

# Stanley the Saw-shelled Turtle


Use the *Stanley the Saw-shelled Turtle* book to help you with this activity about food chains.

- 1 Cut out the four pictures below.
- 2 When we make food chains, we start with the thing that would be eaten first. In this case, it is the mosquito wriggler or larva. Glue the picture of the wriggler on the left side of the page like this and draw a nice big arrow to the next picture:

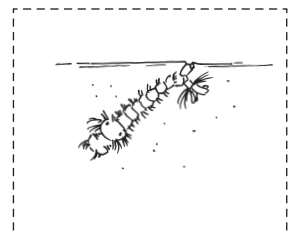
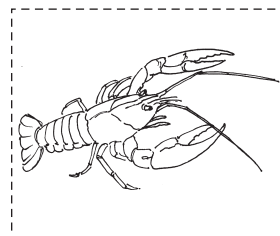
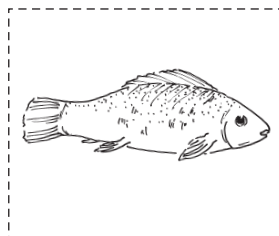



- 3 Make sure you have the arrow facing in the direction that the energy from the food travels.
- 4 Now use the book to find which animal eats the wrigglers and add it to the food chain.
- 5 Continue until all four animals are in the food chain.

Title: \_\_\_\_\_



- 6 Label each animal under their picture and give your diagram the title **A Food Chain**.



# Stanley the Saw-shelled Turtle

Answer these questions after reading *Stanley the Saw-shelled Turtle*. You will need to read the inside covers of the book to help you with some answers.

1 What was the first thing that Stanley noticed was wrong in his creek? \_\_\_\_\_  
\_\_\_\_\_

2 Which animals were missing? \_\_\_\_\_  
\_\_\_\_\_  
\_\_\_\_\_

3 What was causing the problem in the creek? \_\_\_\_\_  
\_\_\_\_\_  
\_\_\_\_\_

4 How did the people solve the problem? \_\_\_\_\_  
\_\_\_\_\_  
\_\_\_\_\_

5 What is another name for a turtle's shell? \_\_\_\_\_  
\_\_\_\_\_

6 What do Saw-shelled Turtles eat? \_\_\_\_\_  
\_\_\_\_\_  
\_\_\_\_\_

7 How do turtles stay underwater for long periods of time?  
\_\_\_\_\_  
\_\_\_\_\_

NAME \_\_\_\_\_