







# Desmond the Death Adder


Match the name of the animal to its picture and description by lightly shading over the boxes in matching colours. Choose a different colour for each animal. Make sure you shade lightly enough to still see the writing. The first one has been done for you.

<p>Striped Skink</p>		<p>A tiny, brown-coloured mammal with very large eyes, long back legs, a very long brush-tipped tail and a creamy underbelly</p>
<p>Death adder</p>		<p>A small lizard with smooth skin and stripes down its back</p>
<p>Bilby</p>		<p>A mouse-sized creature with a pointy nose, shortish chubby tail and mouse-like ears</p>
<p>Dunnart</p>		<p>A rabbit-sized mammal with long back legs and very large ears</p>
<p>Spinifex Hopping-mouse</p>		<p>A small lizard that is covered in hard, little, thorn-like scales</p>
<p>Thorny Devil</p>		<p>A yellow-and-orange-striped snake with faint stripes and a wide head</p>

# Desmond the Death Adder

Use the *Desmond the Death Adder* book to help you build and label the death adder.

Place the labels near the parts they describe and draw an arrow to each part.



NAME \_\_\_\_\_

Desmond the Death Adder © 2015 Pascal Press. All rights reserved.



Black tail tip that acts like a lure for other animals

Red, orange and yellow scales to help it blend in (or camouflage) with the sand

Short, thick body covered in scales

Highly venomous fangs

Flattens body down to sink into the sand

Triangular head

