

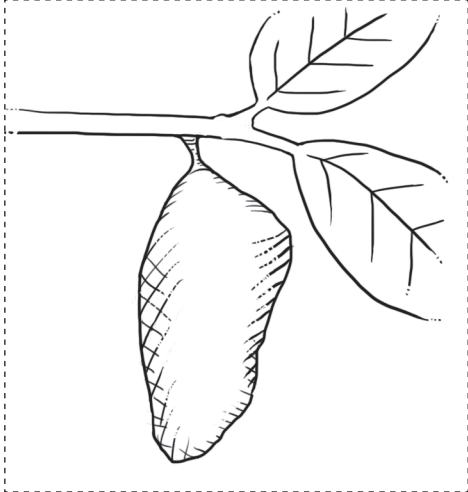
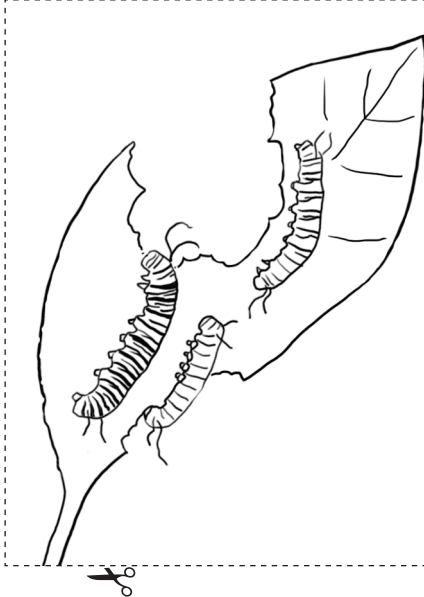
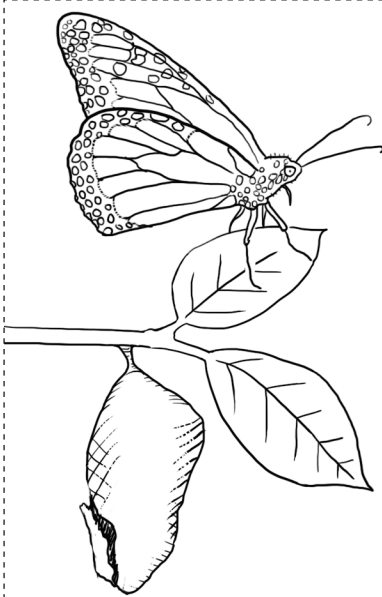
Cassie the Caterpillar

Use the *Cassie the Caterpillar* book to help you with this activity about the butterfly's life cycle.

- 1 Cut out the four pictures.
- 2 Glue them in the correct life cycle order.
- 3 Add the correct label for each one.
- 4 Draw an arrow in red between each life cycle stage and number them 1, 2, 3 and 4.
- 5 Give your diagram the title 'Butterfly life cycle' and write your name at the bottom.

YOU WILL NEED:

- scissors
- a piece of paper
- glue
- a red pencil.



Butterflies mate, female lays egg on milkweed plant


Caterpillar hatches and starts to eat and grow

Adult butterfly emerges and flies away

Caterpillar hangs under a leaf and forms a chrysalis



Cassie the Caterpillar



Match the words from the *Cassie the Caterpillar* story by drawing a line to their definitions. The glossary in the book will help you.

milkweed

to be without rough motion; still or nearly still

dainty

to be unusual, unfamiliar or weird

strange

the hard-shelled pupa of a butterfly

chrysalis

to be unable to escape

to shed

a plant that secretes a milky juice

trapped

to cast off

calm

a light or gentle wind

breeze

to be of delicate beauty

NAME