

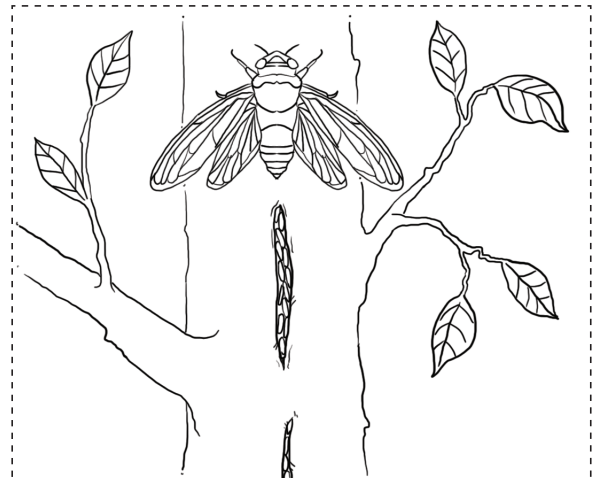
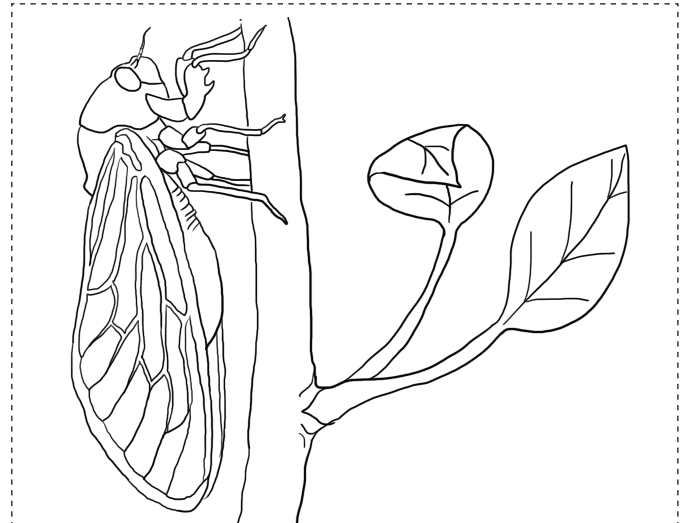
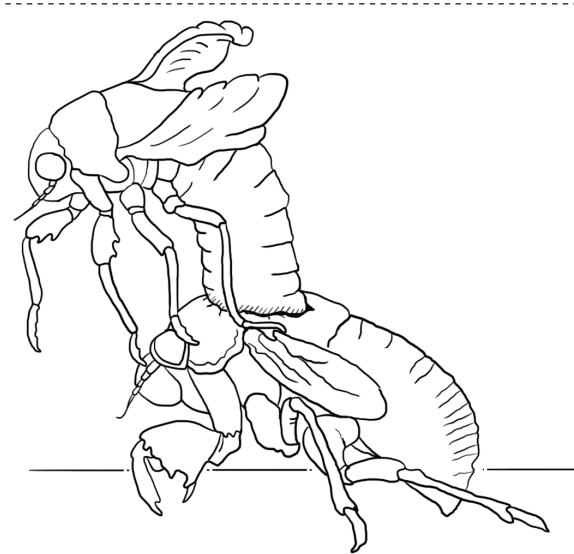
Boris the Beetle

Use the *Boris the Beetle* book to help you with this activity about the cicada's life cycle.

- 1 Cut out the three pictures and the three label boxes.
- 2 Glue the pictures in the correct life cycle order.
- 3 Then glue the correct label next to each one.
- 4 Draw an arrow in red between each life cycle stage and number them 1, 2 or 3.
- 5 Give your diagram the title 'Cicada life cycle' and write your name at the bottom.

YOU WILL NEED:

- scissors
- a piece of paper
- glue
- a red pencil.




Mature nymph
climbs up the
tree at night

Eggs are laid
into scars cut by
adults into tree

Adult cicada
emerges from
the nymph

Boris the Beetle

Match the words from the *Boris the Beetle* story by drawing a line to their definitions. The glossary in the book will help you.



bulge

to speak softly

imagine

to come into view or appear

monster

a rounded projection or hump

emerge

to have the courage to try

exoskeleton

to form an image of something in your mind

dared

an ugly, frightening creature

whispered

a hard covering on the outside of the body of many animals

NAME